

Taking a Quiz in Moodle

Your quiz type will vary according to your instructor's quiz settings. When taking a quiz in Moodle, the question types include, but are not limited to multiple choice, short answer, numeric questions, and essays.

This tutorial will demonstrate the steps to follow when taking a quiz in Moodle.

Step 1

The quiz icon will have a paper with a red check mark.

Select the quiz you are taking to open it.



Completing and Submitting a Quiz

- [Accessing and Submitting a Quiz in Moodle](#)
- [Quiz Example](#)

In this section you will view a video tutorial demonstrating how to open, access, and submit a quiz in Moodle.

Step 2

You will now see the quiz settings set by your instructor.

To start taking the quiz, select:

Attempt quiz

DL Student Orientation Demo Site

Quiz Example

[Return to: Completing and ... ↩](#)

Attempts allowed: 2

This quiz opened at Thursday, August 3, 2017, 1:43 PM

Time limit: 1 hour

Grading method: Highest grade

Attempt quiz now

[Return to: Completing and ... ↩](#)

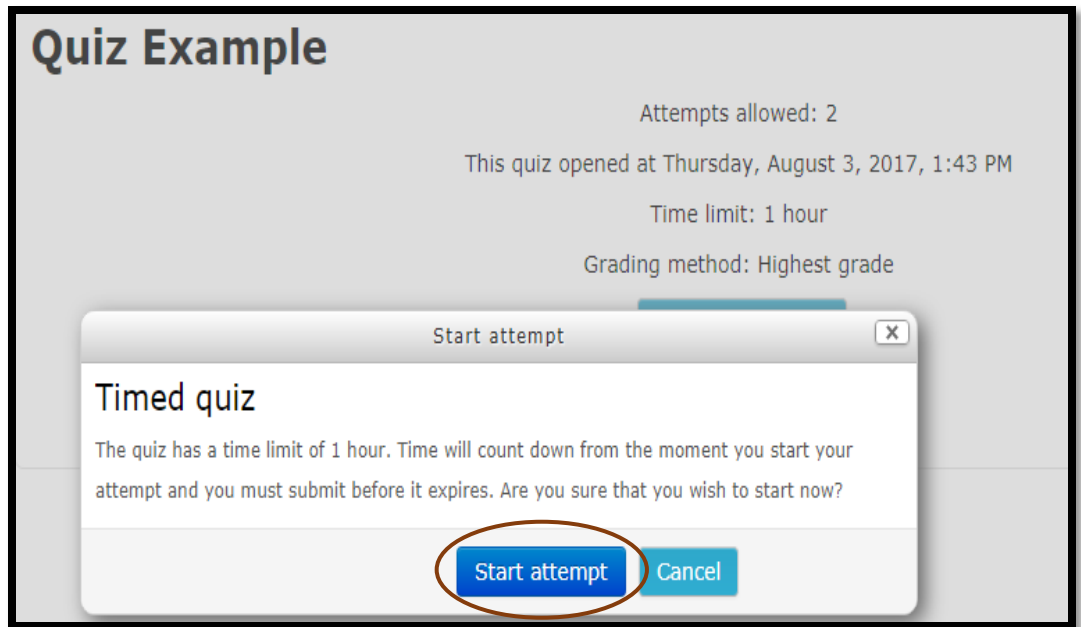
The quiz settings in this example include the number of attempts allowed, open date, time limits, and grading method.

Step 3

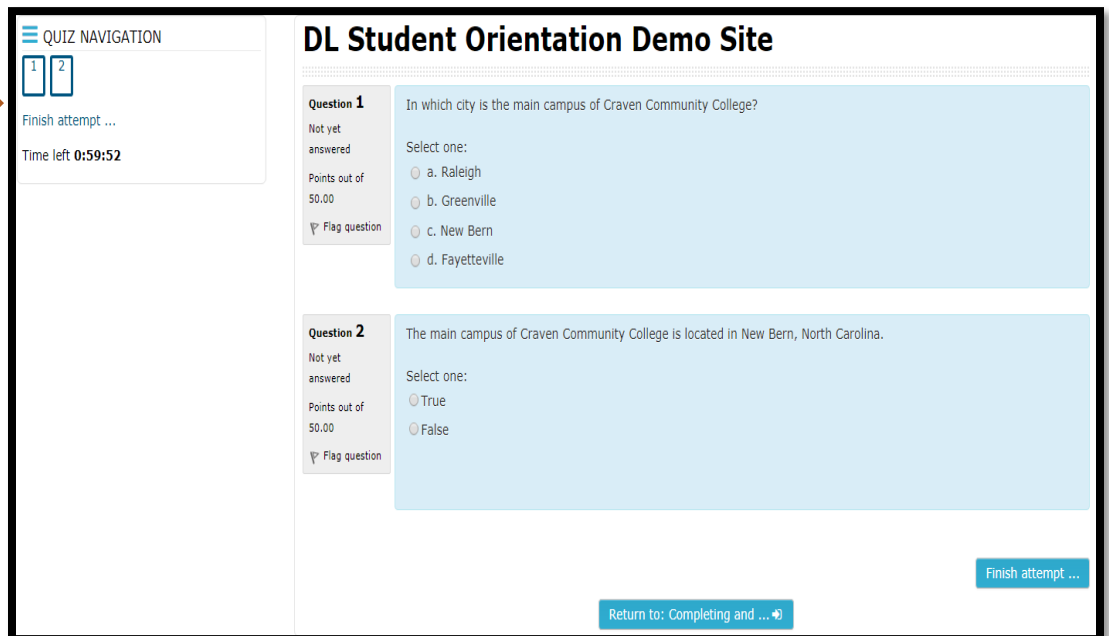
A popup box will appear. Read the quiz instructions if any, and select:

Start Attempt

to open the quiz.



The quiz questions are now displayed, and if there's a time limit restriction, the timer at the top left of your screen will start counting down. Also, notice the two blue boxes above the timer representing the quiz questions. You can select these boxes if you want to revisit or navigate the questions.



Step 4

Read the quiz instructions and select or type your answer for each question according to the type of quiz you are taking.

When finished with quiz questions, select:

Finish Attempt

Question 1
Not yet answered
Points out of 50.00
Flag question

In which city is the main campus of Craven Community College?

Select one:

a. Raleigh
 b. Greenville
 c. New Bern
 d. Fayetteville

Question 2
Not yet answered
Points out of 50.00
Flag question

The main campus of Craven Community College is located in New Bern, North Carolina.

Select one:

True
 False

Return to: Completing and ... ↩

Finish attempt ...

Step 5

To submit your quiz, select:

Submit all and finish

Or select:

Return to attempt

to review or change the quiz questions.

Quiz Example

Return to: Completing and ... ↩

Summary of attempt

Question	Status
1	Answer saved
2	Answer saved

Return to attempt

Time left 0:47:36

This attempt must be submitted by Wednesday, August 9, 2017, 9:55 AM.

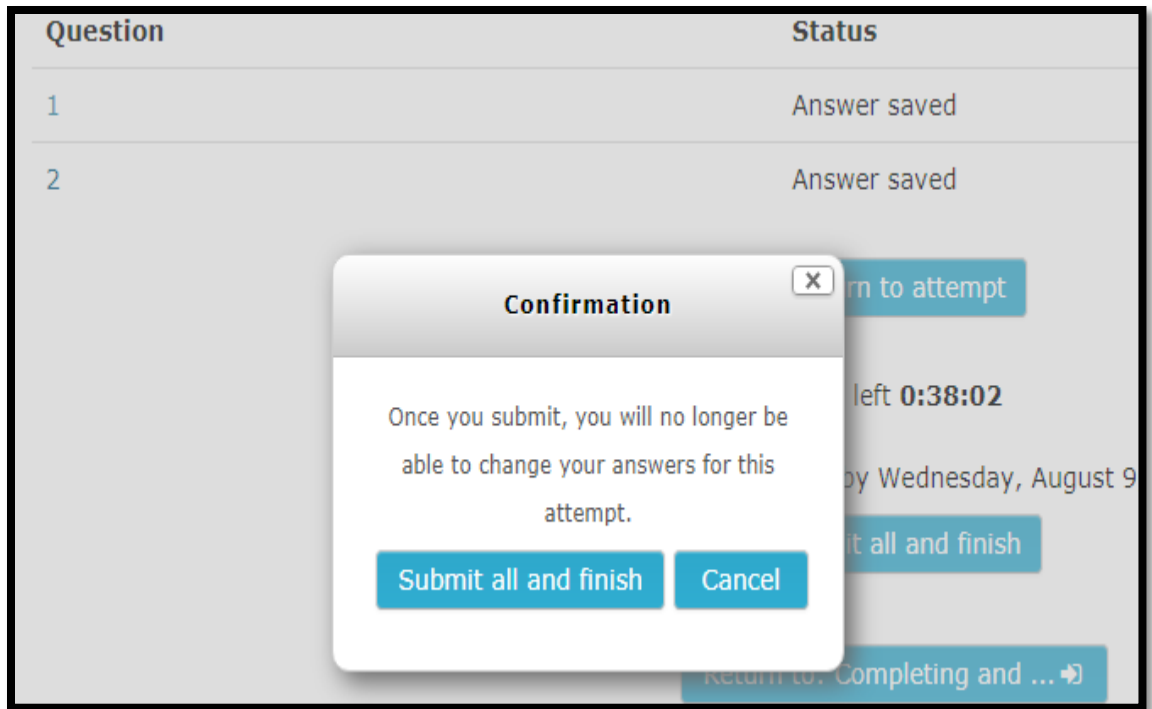
Submit all and finish

Return to: Completing and ... ↩

Step 6

A popup box will appear to confirm your quiz submission, to continue, select:

Submit all and finish

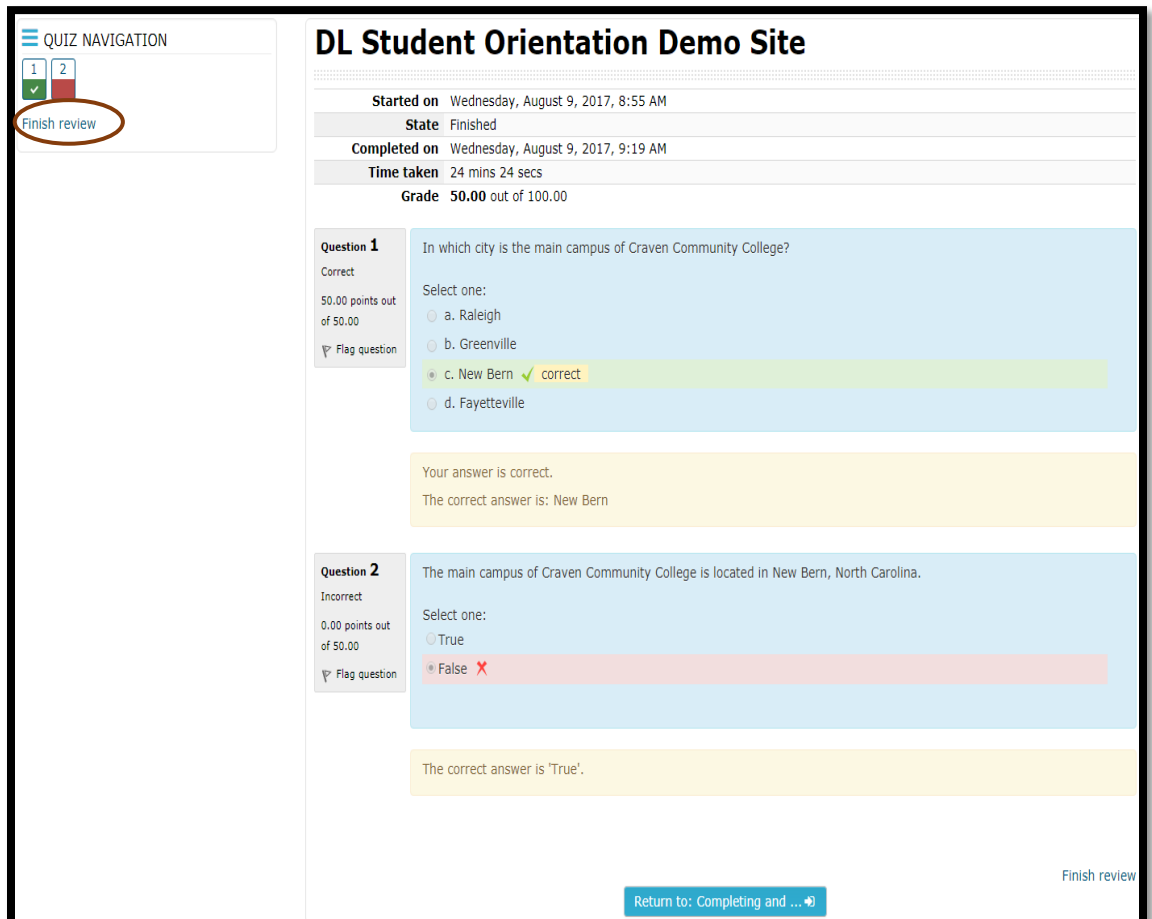


Step 7

According to the quiz settings, you may see test data, including your grade.

You may finish the review, by selecting:

Finish review



Step 8

Finally, you will see a summary of your previous attempts, and your final grade for the quiz. If more attempts remain, you can select:

Reattempt the quiz

Or,

Back to course

To exit.

Quiz Example

Attempts allowed: 2
This quiz opened at Thursday, August 3, 2017, 1:43 PM
Time limit: 1 hour
Grading method: Highest grade

[Return to: Completing and ... ↗](#)

Summary of your previous attempts

Attempt	State	Grade / 100.00	Review
1	Finished Submitted Tuesday, August 8, 2017, 5:14 PM	0.00	Review
2	Finished Submitted Wednesday, August 9, 2017, 9:19 AM	50.00	Review

Your final grade for this quiz is 50.00/100.00.

No more attempts are allowed

[Back to the course](#)

[Return to: Completing and ... ↗](#)

Note: In this example the two allowed attempts were performed.